

# R4/6/7/9 responder Series

## LED Warning Lighthouse



## FEATURES

- Available in various sizes and dimensions to best fit your vehicle.
- Warning Models certified with SAE J595, SAE J845 Class 1, CA Title 13 and meet NFPA1901 and KKK1822 compliance when configured correctly.
- Choose from 16 built-in flash patterns in Solid, Left-Right split, Top-Bottom split, or Criss-Cross split flash mode.
- Multi-units synchronization in simultaneous or alternating flash.
- Reverse polarity protection.
- Weatherproof and vibration resistant design for internal or external use.
- Solid aluminium base for efficient heat dissipation.
- Choice of Clear or Colour Lens options.
- Optional Chrome or Black flanges.

## SPECIFICATIONS

Available Colours:

Warning Lamp: LED - Amber, Blue, Red or White      Lens - Amber, Blue, Red or Clear

Light Source :

**Warning Lamp :**

R4 W	= High-power LED x 12 pcs	R6 W	= High-power LED x 24 pcs
R7 W	= High-power LED x 24 pcs	R9 W	= High-power LED x 36 pcs

Approvals and Regulatory Compliances:

**Warning Lamp :**

R4 W : NFPA 1901\*; KKK 1822\*\*; SAE J595 (A, B, R, W); SAE J845 (A, B, R, W); CA Title 13 (A, B, R,)  
 R6 W : NFPA 1901\*; KKK 1822\*\*; SAE J595 (A, B, R, W); SAE J845 (A, B, R, W); CA Title 13 (A, B, R)  
 R7 W : NFPA 1901\*; KKK 1822\*\*; SAE J595 (A, B, R, W); SAE J845 (A, B, R, W); CA Title 13 (A, B, R)  
 R9 W : NFPA 1901\*; KKK 1822\*\*; SAE J595 (A, B, R, W); SAE J845 (A, B, R, W); CA Title 13 (B, R)

**\*NFPA 1901 Package (Zone vs Product) :**

Standard		Colour	R4 x 2pcs	R6 x 2pcs	R7 x 2pcs	R9 x 2pcs
Large Vehicle	Upper Zone A		○	● ● ○ ●	● ○ ●	● ● ○ ●
	Upper Zone B/D		● ● ○ ●	● ● ● ○ ●	● ● ● ○ ●	● ● ● ○ ●
	Upper Zone C			● ● ● ●	● ● ● ●	● ● ● ●
	Lower Zone A/B/C/D		● ● ● ○ ●	● ● ● ○ ●	● ● ● ○ ●	● ● ● ○ ●
Small Vehicle	Zone A			● ● ○ ●	● ○ ●	● ● ○ ●
	Zone B/D		● ● ● ○ ●	● ● ● ○ ●	● ● ● ○ ●	● ● ● ○ ●
	Zone C			● ● ● ●	● ● ● ●	● ● ● ●

**\*\*KKK1822 Compliance :**

White Front Centre: R6 / R7 / R9      Amber Rear Centre: R6 / R9  
 Red Upper Body Corners: R6 / R7 / R9      Red Grille Fenders: R4 / R6 / R7 / R9

**Power:**

	R4 W	R6 W	R7 W	R9 W
<b>Operation Voltage</b>	12VDC	12VDC	12VDC	12VDC
<b>Average Current (A)</b>	0.73	1.55	1.03	2.1
<b>Average Power (W)</b>	8.8	18.6	12.4	25.2
<b>Max. Current (A)</b>	1.46	3.1	2.06	4.2
<b>Max. Power (W)</b>	17.5	37.2	24.7	50.4
<b>Fuse Rating (A)</b>	2.0	4.0	3.0	5.0

**Wires:**

21 cm @ 20AWG

Warning Lamp:      *BLACK*- GND      *WHITE*- Low Power  
    *RED*- Vcc Warning      *YELLOW*- Flash pattern & Sync

**FLASH MODES**

**1. Simultaneous (all) Flash**



**2. Top-Down Split Flash**



**3. Left-Right Split Flash**



**4. Criss-Cross Split Flash**



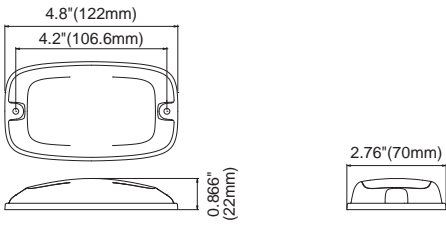
**FLASH PATTERN CHART**

Flash Patterns			
1	Double [2Hz]	9	Triple [SAE]
2	Single [2Hz]	10	Quad [SAE]
3	Triple [2Hz]	11	Quint [SAE]
4	Quad [2Hz]	12	Ultra [SAE]
5	Random	13	Single-Quad
6	Single [SAE, CA13]	14	Single H/L
7	Mega	15	Single-Triple-Quint
8	Double [SAE]	16	Steady

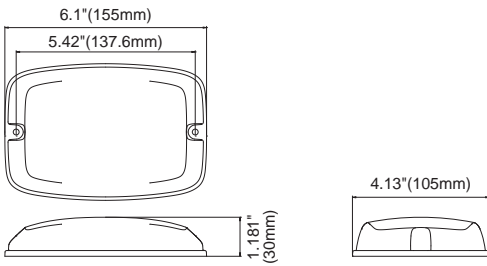
## DIMENSIONS

Surface mount w/o angle bezel

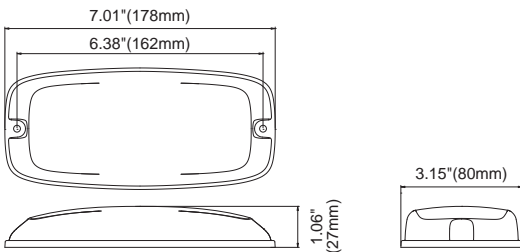
**R4 :**



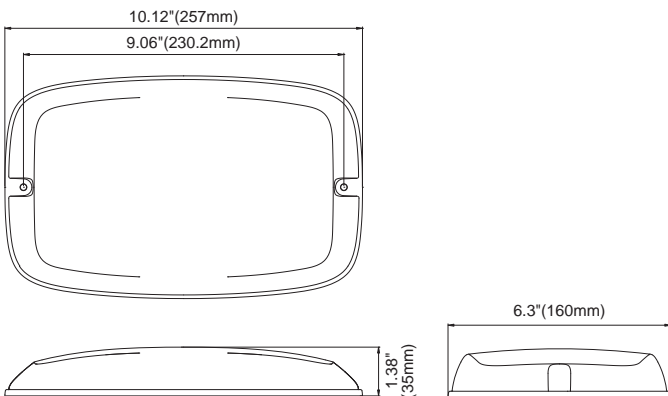
**R6 :**



**R7 :**

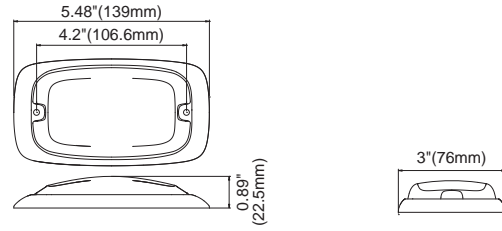


**R9 :**

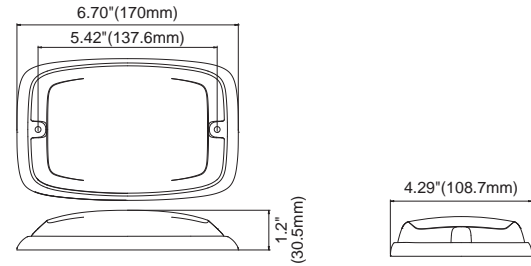


Surface mount w/ angle bezel

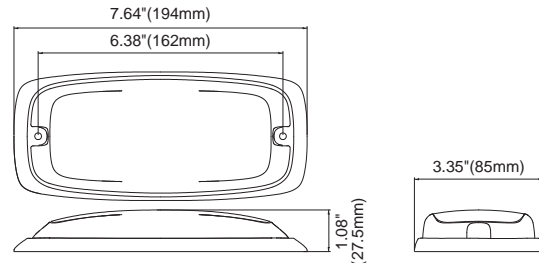
**R4 :**



**R6 :**



**R7 :**



**R9 :**

