


## Technical Information Sheet

Slim 12/24 volt LED roof lamp with integral switch, 96 bright white LEDs, surface mounting, aluminium body with white plastic ends. CE approved.

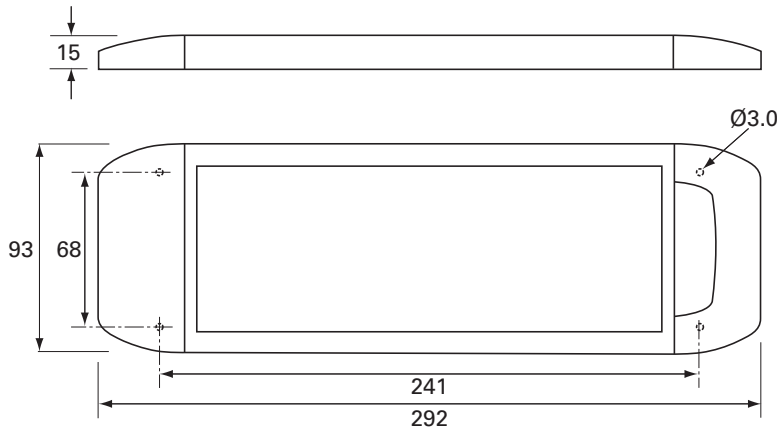
### Additional information

Red wire 12v +ve supply  
Black wire -ve ground

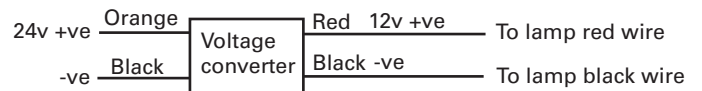
For 24v application, connect the voltage converter (included with product). Orange wire 24v +ve.



### Technical Drawing (not to scale)



### Wiring Diagram



### Specification

Type	LED roof lamp
Voltage	12/24 volt dc
Current (12v)	0.58 amp
LED	96 white LEDs
Illumination	1500 lux at 30cm
Housing	Aluminium with plastic ends
Lens	Polyethylene
Weight	295g
Dimensions	l 292 w 93 x h 15mm
Compliance	CE, RoHS

The information contained in this document is correct to the best of our knowledge at the time of printing. However, specifications may change at any time without notice.



## RSG ENGINEERING LTD

19 Hollies Business Park, Hollies Park Road, Cannock, Staffordshire WS11 1DB.  
Telephone: 01543 438800 Email: sales@rsg-ontop.com Web: www.rsg-ontop.com