

Lightbar




LB-200

Our slimmest light bar at a height of only 25 mm is the perfect solution in terms of installation height and light bar weight. The LB200 offers you foolproof mounting and handling thanks to the simple plug-in connection; on both blue and amber models.

With different lengths and 10 different flash modes, including day/night switching and cruise light function, this light bar perfectly suits your requirements and your vehicle.

Product features:

- **Slim design at 25 mm height (without mounting brackets)**
- **Available as an all blue or amber bar**
- **Effortless installation thanks to simple plug-in connection**
- **Various lengths:**
300 to 1527mm in 153mm steps
- **10 different flash modes; single, double, triple and quadruple flash, ICAO (CAP168 compliant)**
- **Single and triple flashes, both synchronous and alternating, approved to ECE R65 Class 2, ECE R10 and CISPR 25 Class 2**
- **Day/night shift**
- **Cruise light function**
- **Mini version features magnetic attachment and cigarette lighter plug**



ARTICLE NUMBER	DESCRIPTION
506584031001	LB200 - 300mm, blue, 1 Module, magnetic mounting
506584111001	LB200 - 1067mm, blue, 6 Modules
506584121001	LB200 - 1220mm, blue, 7 Modules
506584141001	LB200 - 1373mm, blue, 8 Modules
506584032001	LB200 - 300mm, amber, 1 Module, magnetic mounting
506584062001	LB200 - 607mm, amber, 3 Modules
506584092001	LB200 - 914mm, amber, 5 Modules
506584112001	LB200 - 1067mm, amber, 6 Modules
506584142001	LB200 - 1373mm, amber, 8 Modules
506584152001	LB200 - 1527mm, amber, 9 Modules
50658400010	LB200 - Metal Mounting Feet
50658400020	LB200 - Plastic Mounting Feet

TECHNICAL DATA

Operating voltage	12/24 VDC (10 ... 30 VDC)
Current consumption	3 – 10 A, depending on length
LED-Colour	Blue, Amber
Colour domes	Clear
Flash pattern	Single-, Double-, Triple- and Quadruple flash, alternating or synchronous
Mounting	Fixed mounting, magnet mounting
Protection class	IP67
Weight	Approx. 7 kg/m
Connection cable	3 m (magnet version) 6 m (fixed mount version)
Available lengths	blue: 300, 1067, 1220, 1373 mm amber: 300, 607, 914, 1067, 1373, 1527mm
Height	25.5 mm (without mounting bracket)
Depth	220 mm
Approvals	ECE R10, CISPR 25 class 3 ECE R65 class 2, ICAO (CAP168)