


ST6 Super Thin

Dual Colour




6+6 LED Warning Lamp



Screw Mount

12~24VDC



FEATURES

- World renowned ST6 is now available in 6+6 LED Dual Colour.
- 0.35" (9mm) Super low-profile optic with ECE R65 (XA1, XB1, XR1)
- Multi-memories design for instant switch between selected flash patterns and/or colours.
- ECE R10 EMC Compliance.
- Self-contained; no external flasher required.
- Multi-units synchronization in simultaneous or alternating flash.
- Fully Weatherproof and vibration resistant design for external or internal use.
- Solid aluminium housing for efficient heat dissipation and maximum durability.
- Non-volatile memory recalls last flash pattern used at power up.
- Reverse polarity and Load dump protection.

SPECIFICATIONS

Compliance: ECE R65 (XA1, XB1, XR1); ECE R10
CISPR 25; IPX7

LED Element: High-power LED x 12 pcs

No. of Warning Patterns: 28

Operating Voltage: 12~24VDC

Avg. Current: 0.44A @12VDC / 0.22A @24VDC
(varies with flash pattern)

Max. Current: 0.87A @12VDC / 0.44A @24VDC

Avg. Power: 5.2 Watts (varies with flash pattern)

Max. Power: 10.4 Watts

Wires: Black - GND: 20AWG

Red - Warning Memory 1: 20AWG

White - Warning Memory 2: 20AWG

Yellow - Flash Patterns & Sync: 20AWG

Wire Length: 25cm for Screw Mount version
46cm flat wire for Quick Mount version

Fuse Rating: 1A

Synchronization: 20 Units

LED Colour: Red, Blue, Amber, White, Green

Lens Colour: Clear

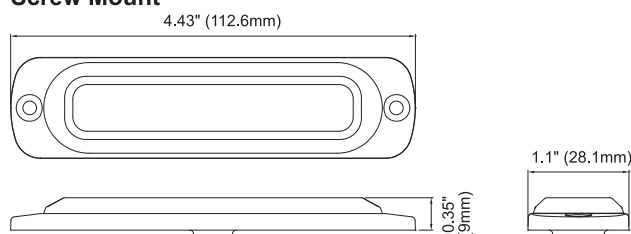
Storage Temp. : -40°C to +75°C

Working Temp. : -30°C to +65°C

Warranty: 5 Years

DIMENSIONS

Screw Mount



FLASH PATTERN

12~24VDC

Flash Pattern				
1	Double	[R65]*	15	Single-Quad
2	Single	[2Hz]	16	Single H/L
3	Triple	[2Hz]	17	Single-Triple-Quint
4	Quad	[2Hz]	18	Steady Scene
5	Random		19	Single-Single
6	Steady EF**		20	Double-Double
7	Single	[SAE/CA13]	21	Triple-Triple Mid
8	Double	[SAE]	22	Triple-Triple Fast
9	Triple	[SAE]	23	Quint-Triple
10	Quad	[SAE]	24	7-1 Flash
11	Quint	[SAE]	25	7-1 Flash#
12	Mega		26	Quad-Single
13	Giga		27	Quad-Single#
14	Ultra	[SAE]	28	Quint-Quint

FP#19~28 will always operate in dual colour.

* Actual approval will be based on the model ordered.

** For use with external flash controller.

Inverted colour mode.

ACCESSORIES

LST-6-LBS

L-bracket Single Head



LST-6-SMB

Bracket Swivel Mount



LST-6-LBDS

L-bracket Dual Head (Left/right)



LST-6-LBDD

L-bracket Dual Head (Top/down)



LST-6-CFB

Chrome Flange Kit for Screw Mount



LST-6-WFB

White Flange Kit for Screw Mount



LST-6-BFB

Black Flange Kit for Screw Mount

